



**FIRST HALF - FISCAL YEAR '26
FINANCIAL RESULTS**

On behalf of our Parish Finance Council, we are pleased to provide the financial results for the First Half of Fiscal Year '26


(July 1 '25 – December 31 '25).


-Msgr. Kevin T. Royal, Pastor

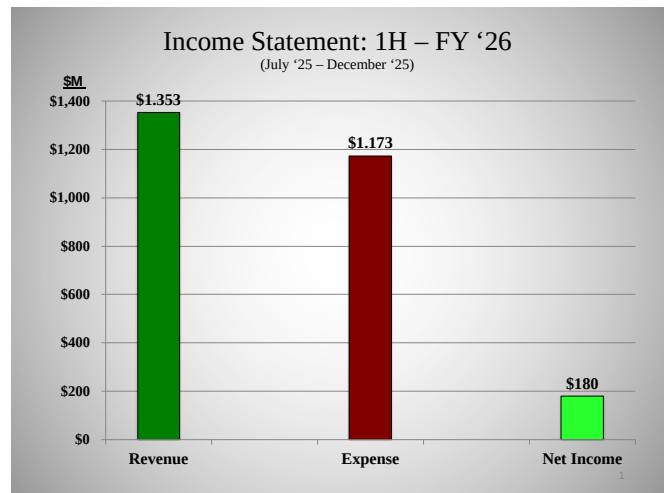
The graphic below displays total revenues of \$1.353 million, total expenses of \$1.173 million and a net income of \$180 thousand (k).

NET INCOME

Net Income of \$180k was \$99k better than budget, primarily due to 2 major items:

 **Cemetery Revenues**
\$233k
 35% (60k) better than budget, and 5% higher than last year

 **Interest and Dividends**
\$25k
 Higher than budget



It should be noted...

It should be noted that Cemetery operations are highly unpredictable, and may not be sustainable at the current rate for the remainder of the year. Interest income was also higher than recent years primarily due to a recently negotiated higher interest rate on the parish checking account deposits.

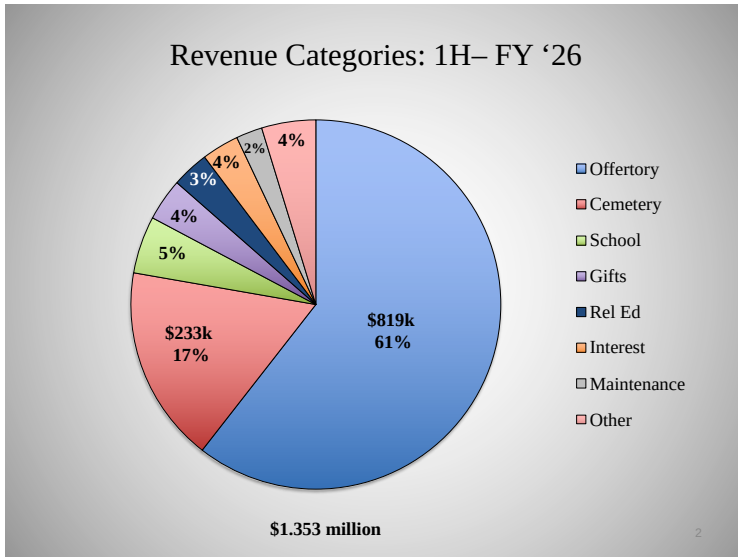
IN SUMMARY

Results were much better than expected

- Cemetery Operations and Interest Income were significant contributors
- Offertory increased 8% from last year
- Expenses were carefully managed within budget

REVENUE CATEGORIES

The graphic below displays the 8 major components of the \$1.353 million total revenues generated in the first half.



Two main sources of revenues comprise 78% of total revenues:

Offertory - \$819k

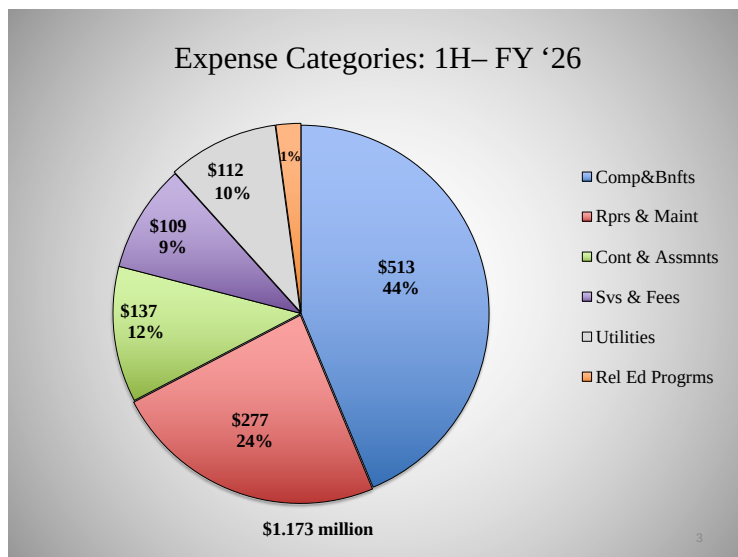
- \$5k better than budget and 8% higher than last year

Cemetery - \$233k

- \$60k better than budget and 4% higher than last year

EXPENSE CATEGORIES

The graphic below displays the 6 major components of the \$1.173M total expenses generated in the first half - equal to budget and 2% higher than last year.



Three main items of expense comprise 79% of total expenses:

Compensation & Benefits - \$513k

- \$11k higher than budget, but 3% below last year

Repairs & Maintenance - \$277k

- \$19k lower than budget and 32% higher than last year, primarily due to building and grounds repairs

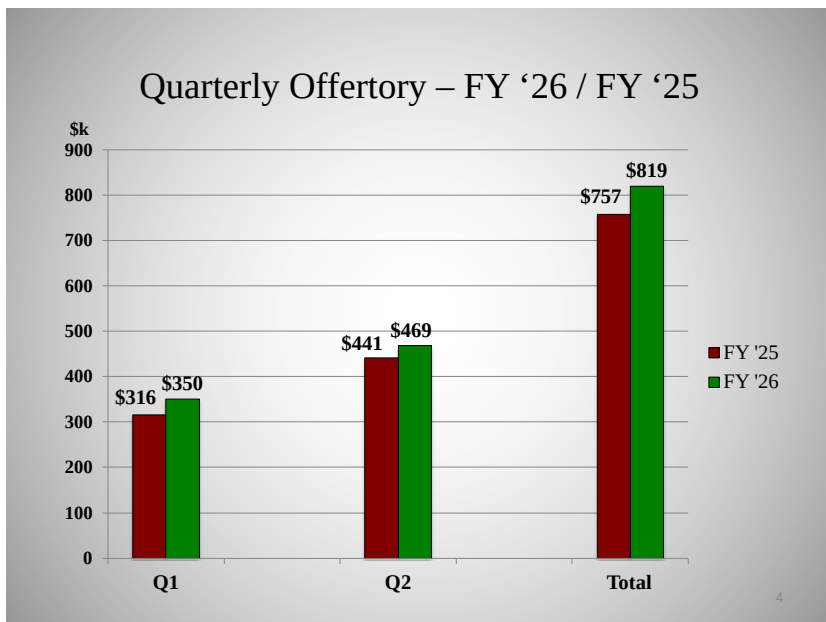
Contributions & Assessments - \$137k

(primarily to support diocesan general & administrative expenses)

- \$5k higher than budget, but 1% lower than last year

OFFERTORY

The graphic below displays the weekly offertory by quarter and the total for the first half compared to last year.

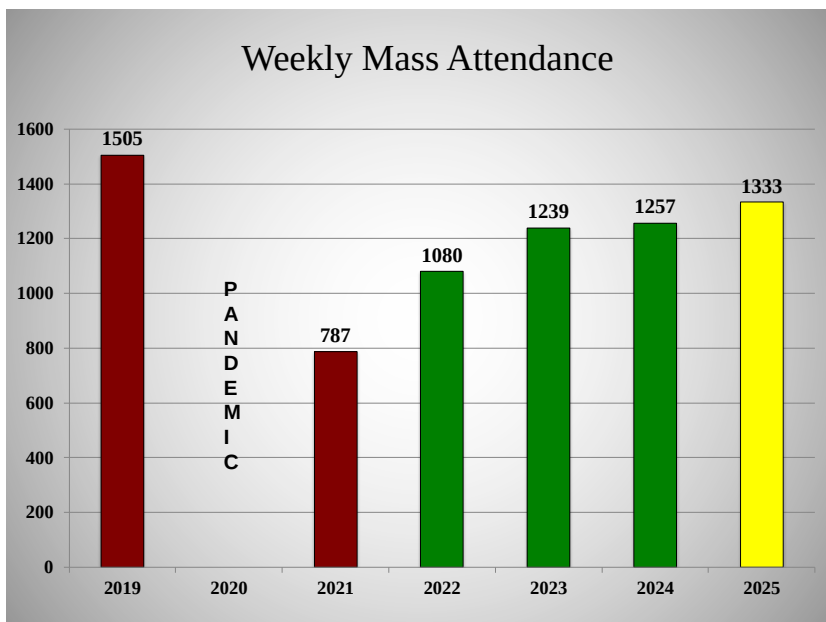


First-Half Offertory - \$819k

- \$5k better than budget and 8% higher than last year

MASS ATTENDANCE

The graphic below displays the weekly Mass attendance over the last 10 years.



Substantial Growth

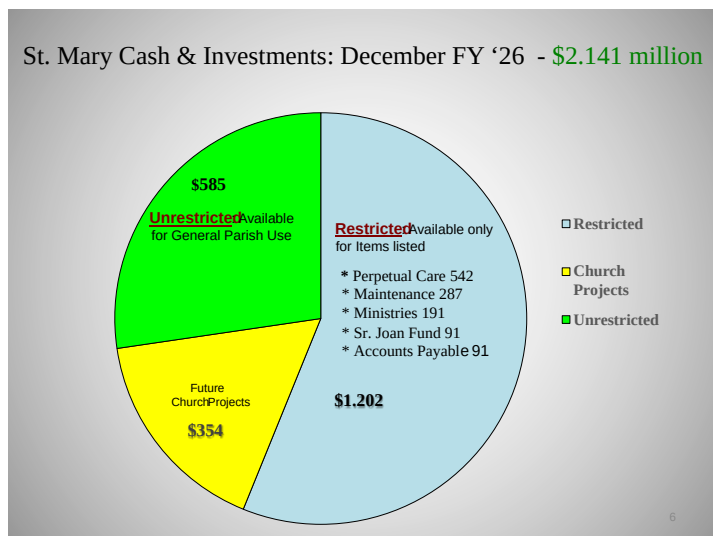
As displayed, there has been a substantial return to Mass and growth of attendance from the pandemic period. That being said, attendance is still 11% below attendance before the pandemic.

Young Families

On a positive note, the growth in the last two years is primarily from young families who are bringing their children to church. In addition, in 2025, Baptisms (101), 1st Communions (117), Confirmations (141), Weddings (25) and RCIA (13) continued to show a healthy growth from prior years.

CASH & INVESTMENTS

The graphic below displays the various components of the total \$2.141 million in cash and investments.

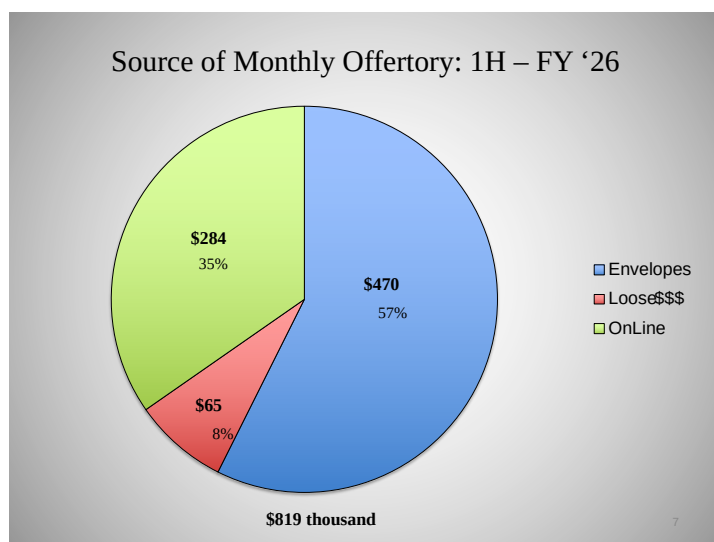


It should be noted...

- 56% of the total \$2.141M is restricted for the listed categories only. Unrestricted cash of \$585k, which is available for general operational use, covers approximately 3 months of operational expenses.
- 64% of the total \$2.141M is deposited in the parish checking account earning an interest rate of 3.8%, while the remaining 36% is invested in money market and conservative mutual funds.

ONLINE GIVING

The graphic below displays offertory given online as compared to envelope and no-envelope donations.



Current online giving represents approximately 35% of weekly offertory. We encourage Parishioners to seriously consider using Online Giving for the weekly Offertory, as it is designed to provide a convenient and secure way to make financial contributions to the church.

For those already using this feature, we encourage you to periodically review your account to ensure it is up to date with timing and amount.

Use the QR code to go to the OSV website, where you can update your giving or set up an account to contribute to the weekly Parish offertory as well as all the special collections during the year. Or go to our website, smcr.org, under the Giving tab.

